

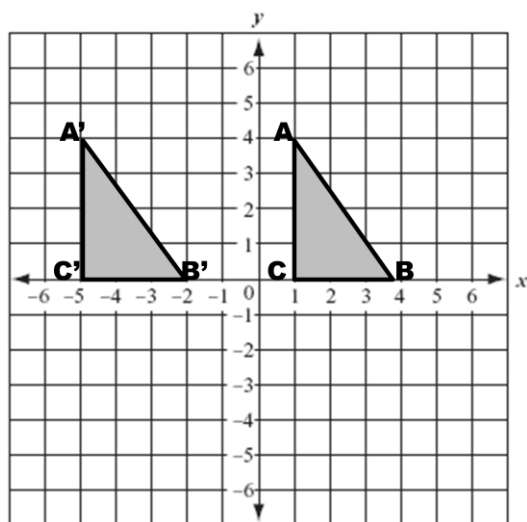
Translations on the Coordinate Plane Notes

Name _____

Translation: moving an object so that every point of the object moves in the same direction as well as the same distance. Since the new image is congruent to the original image, it is called a **rigid transformation**.

Examples:

1) How many units has the object been translated and in what direction?



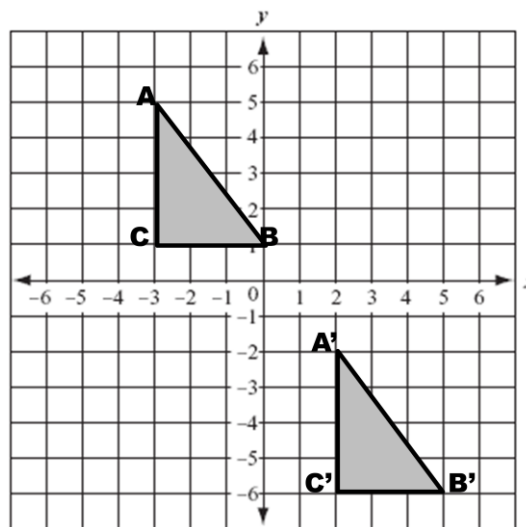
A (1, 4)

B (4, 0)

C (1, 0)

How do the new ordered pairs relate to the original ordered pairs?

2) How many units has the object been translated and in what direction?



A (-3, 5)

B (0, 1)

C (-3, 1)

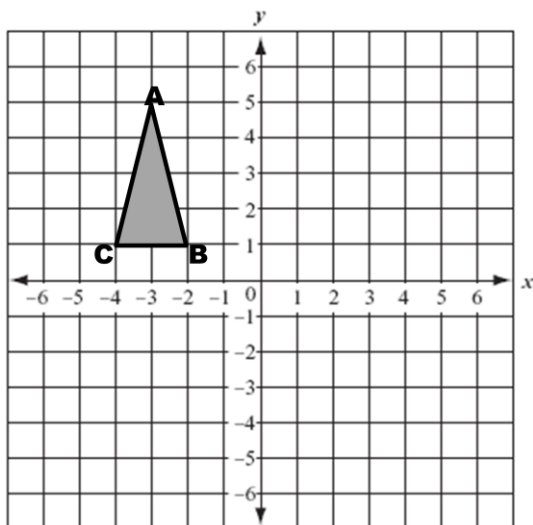
How do the new ordered pairs relate to the original ordered pairs?

3) Translate the object 4 units to the right. What would the new coordinate points be?

A (-3, 5)

B (-2, 1)

C (-4, 1)

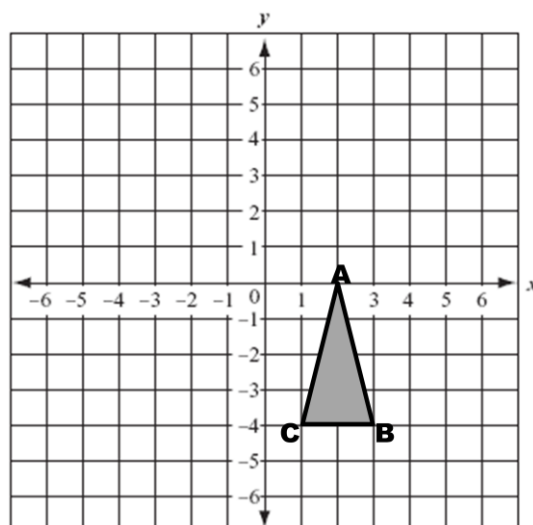


4) Translate the object 3 units left and 4 units up. What would the new coordinate points be?

A (2, 0)

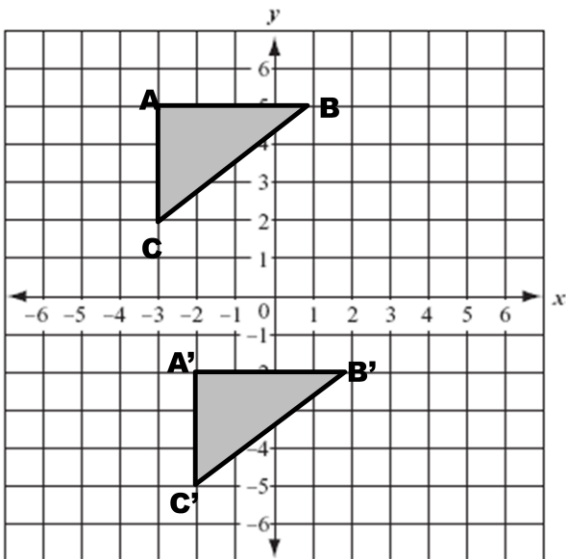
B (3, -4)

C (1, -4)



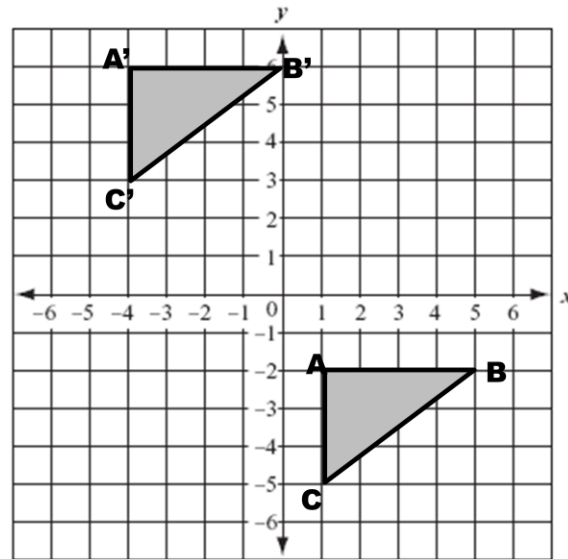
Pause the video and try the ones on the back on your own!
Then press play and check your answers with a color pen.

1) How many units has the object been translated and in what direction?



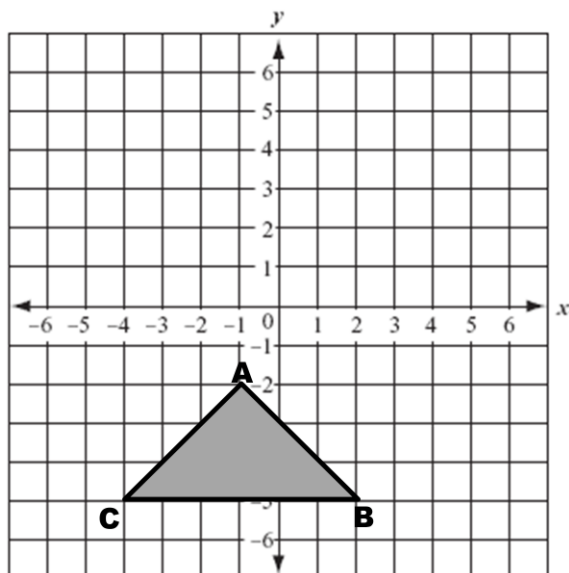
How do the new ordered pairs relate to the original ordered pairs?

2) How many units has the object been translated and in what direction?



How do the new ordered pairs relate to the original ordered pairs?

3) Translate the object 4 units up. What would the new coordinate points be?



4) Translate the object 3 units right and 6 units down. What would the new coordinate points be?

